

With a trendy silhouette, this blouse has a soft drape that creates a polished and beautiful look for today's professional woman.

- 4.1-ounce, 100% polyester crepe
- Front wrap detail
- Back pleat detail
- Rounded back hem

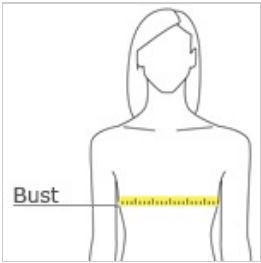


front



back

**HOW TO MEASURE**







**BUST**  
With arms down at sides, measure around the upper body, under arms and around the fullest part of the bust.

**SIZE CHART**

	XS	S	M	L	XL	XXL	3XL	4XL
Size	2	4/6	8/10	12/14	16/18	20/22	24/26	28/30
Bust	32-34	35-36	37-38	39-41	42-44	45-47	48-51	52-55

**COLOR INFORMATION**

			
Black PMS NTR BLACK	Ivory Chiffon PMS 9034C	Rose Quartz PMS 5025C	Sterling Grey PMS 7540C